

Micron 6500 ION SSD Series

Technical Product Specification

For additional technical and warranty information, contact your Micron sales representative.

Features

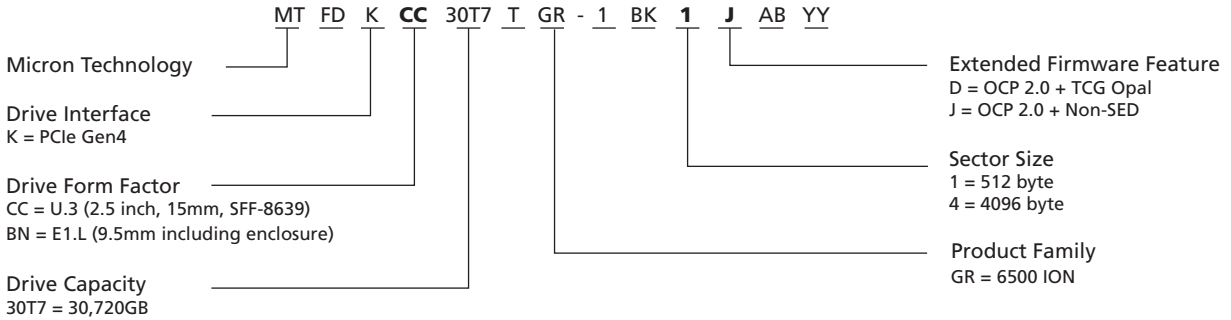
- Micron®3D TLC NAND Flash
- PCI Express Gen4
 - U.3 single port (x4) backward compatible with U.2
 - EDSFF E1.L single port (x4)
- NVM Express
 - Number of namespaces supported: 128
 - Weighted round robin with urgent arbitration supported
- Capacity (unformatted)
 - U.3: 30,720GB
 - E1.L: 30,720GB
- Endurance: Total bytes written (TBW)
 - Up to 56,000TB at 1.0 sequential DWPD
 - Up to 16,800TB at 0.3 random DWPDP
- Enterprise sector size support = 512 and 4096-byte sector size (configurable)
- Security
 - Digitally signed firmware
 - FIPS 140-3 L2 certifiable
 - TAA compliant SKUs
 - Self-encrypting drive (SED) SKUs
 - SPDM 1.2 specification
 - Isolated security environment
 - Micron enterprise security suite
 - Hardware root of trust and chain of trust
 - TCG device identifier composition engine (DICE)
 - Secure hash SHA-512 (also supports SHA-384 and SHA-256)
 - RSA key size and signature scheme 3K/4K
- Surprise insertion/surprise removal (SISR) and hot-plug capable
- Self-monitoring, analysis, and reporting technology (SMART)
- Field-upgradeable firmware with support for activate without reset
- Performance¹
 - Sequential 128KB READ: Up to 6800 MB/s
 - Sequential 128KB WRITE: Up to 5000 MB/s
 - Random 4KB READ: Up to 1,000,000 IOPS
 - Random 4KB WRITE: Up to 200,000 IOPS
- Latency^{2,3}
 - READ (TYP): 70µs
 - WRITE (TYP): 15µs
- Reliability
 - MTTF: 2.0M hours @ 0–55°C and 2.5M hours @ 0–50°C⁴
 - Static and dynamic wear leveling
 - Uncorrectable bit error rate (UBER): <1 sector per 10¹⁷ bits read
 - OCP 2.0-compliant end-to-end data protection
 - Enterprise power-loss protection
- Operating temperature⁵
 - Commercial (0°C to +70°C)
- Form factor
 - U.3: 100.45 x 70.10 x 15.00mm
 - EDSFF E1.L thin: 38.40 x 318.75 x 9.50mm
- Electrical specification
 - U.3/E1.L power supply: 12V ±10%
 - U.3/E1.L AUX supply: 3.3V ±10%

- Notes: 1. Steady state as defined by SNIA Solid State Storage Performance Test Specification Enterprise v1.1.
2. 4KB, queue depth 1 transfers used for READ/WRITE latency values.
3. TYP: Median, 50th percentile
4. Product achieves MTTF based on population statistics not relevant to individual units.
5. Temperature measured by SMART.

Part Numbering Information

Micron 6500 ION SSDs are available in different configurations. The chart below is a comprehensive list of options; not all options listed can be combined to define an offered product. Visit www.micron.com for a list of valid part numbers.

Figure 1: Part Number Chart



Important Notes and Warnings

Micron Technology, Inc. ("Micron") reserves the right to make changes to information published in this document, including without limitation specifications and product descriptions. This document supersedes and replaces all information supplied prior to the publication hereof. You may not rely on any information set forth in this document if you obtain the product described herein from any unauthorized distributor or other source not authorized by Micron.

Automotive Applications. Products are not designed or intended for use in automotive applications unless specifically designated by Micron as automotive-grade by their respective data sheets. Distributor and customer/distributor shall assume the sole risk and liability for and shall indemnify and hold Micron harmless against all claims, costs, damages, and expenses and reasonable attorneys' fees arising out of, directly or indirectly, any claim of product liability, personal injury, death, or property damage resulting directly or indirectly from any use of non-automotive-grade products in automotive applications. Customer/distributor shall ensure that the terms and conditions of sale between customer/distributor and any customer of distributor/customer (1) state that Micron products are not designed or intended for use in automotive applications unless specifically designated by Micron as automotive-grade by their respective data sheets and (2) require such customer of distributor/customer to indemnify and hold Micron harmless against all claims, costs, damages, and expenses and reasonable attorneys' fees arising out of, directly or indirectly, any claim of product liability, personal injury, death, or property damage resulting from any use of non-automotive-grade products in automotive applications.

Critical Applications. Products are not authorized for use in applications in which failure of the Micron component could result, directly or indirectly in death, personal injury, or severe property or environmental damage ("Critical Applications"). Customer must protect against death, personal injury, and severe property and environmental damage by incorporating safety design measures into customer's applications to ensure that failure of the Micron component will not result in such harms. Should customer or distributor purchase, use, or sell any Micron component for any critical application, customer and distributor shall indemnify and hold harmless Micron and its subsidiaries, subcontractors, and affiliates and the directors, officers, and employees of each against all claims, costs, damages, and expenses and reasonable attorneys' fees arising out of, directly or indirectly, any claim of product liability, personal injury, or death arising in any way out of such critical application, whether or not Micron or its subsidiaries, subcontractors, or affiliates were negligent in the design, manufacture, or warning of the Micron product.

Customer Responsibility. Customers are responsible for the design, manufacture, and operation of their systems, applications, and products using Micron products. ALL SEMICONDUCTOR PRODUCTS HAVE INHERENT FAILURE RATES AND LIMITED USEFUL LIVES. IT IS THE CUSTOMER'S SOLE RESPONSIBILITY TO DETERMINE WHETHER THE MICRON PRODUCT IS SUITABLE AND FIT FOR THE CUSTOMER'S SYSTEM, APPLICATION, OR PRODUCT. Customers must ensure that adequate design, manufacturing, and operating safeguards are included in customer's applications and products to eliminate the risk that personal injury, death, or severe property or environmental damages will result from failure of any semiconductor component.

Limited Warranty. In no event shall Micron be liable for any indirect, incidental, punitive, special or consequential damages (including without limitation lost profits, lost savings, business interruption, costs related to the removal or replacement of any products or rework charges) whether or not such damages are based on tort, warranty, breach of contract or other legal theory, unless explicitly stated in a written agreement executed by Micron's duly authorized representative.

Performance

Measured performance can vary for a number of reasons. The major factors affecting drive performance are the capacity of the drive and the interface of the host. Additionally, overall system performance can affect the measured drive performance. When comparing drives, it is recommended that all system variables are the same, and only the drive being tested varies.

Performance numbers will vary depending on the host system configuration.

Table 1: Drive Performance

Parameter Power State 0		U.3	E1.L	Unit
		30,720GB	30,720GB	
Sequential (128KB transfer)	Read	6800	6800	MB/s
	Write	5000	5000	
Random (4KB transfer)	Read	1000	1000	KIOPS
	Write	200	200	
	70/30 Read/Write	400	400	
Latency	Read (TYP)	70	70	µs
	Write (TYP)	15	15	
	Read (99%)	80	80	
	Write (99%)	65	65	

- Notes: 1. Performance values measured under the following conditions:
- Steady state as defined by SNIA Solid State Storage Performance Test Specification Enterprise v1.1
 - 4K sector size
 - Drive write cache enabled
 - NVMe power state 0
 - Sequential READ and WRITE workloads measured using FIO with a queue depth of 128
 - Random READ and WRITE workloads measured using FIO with a queue depth of 128
2. Performance values measured with the following system configuration:
- Generic X570 motherboard
 - AMD Ryzen7 3700X 8-Core CPU @ 3.6 GHz
 - DDR4 16GB @ 3200 MHz
3. Latency values measured under the following configuration:
- Random workloads using FIO with 4KB transfers and a queue depth of 1
 - TYP = median, 50th percentile
4. System variations will affect measured results.

Endurance

While actual endurance varies depending on conditions, the drive lifetime can be estimated based on capacity, assumed fixed-use models, ECC, and formatted sector size.

Lifetime estimates for the device are shown in the following tables in total bytes written.

Table 2: Endurance

Estimated Endurance	Total Bytes Written (TBW) in TB	TBW Per Day for 5 years	Drive Writes Per Day (DWPD) for 5 Years
6500 ION Capacity	30,720GB	30,720GB	30,720GB
100% 128K Sequential Writes	56,000	30.72TB	1.00
90% 128K Sequential Writes/ 10% 4K Random Writes	50,400	27.64TB	0.90
80% 128K Sequential Writes/ 20% 4K Random Writes	47,600	26.11TB	0.85
70% 128K Sequential Writes/ 30% 4K Random Writes	42,000	23.04TB	0.75
50% 128K Sequential Writes/ 50% 4KB Random Writes	30,800	16.89TB	0.55
100% 4K Random Writes	16,800	9.20TB	0.30
100% 8K Random Writes	16,800	9.20TB	0.30
100% 16K Random Writes	16,800	9.20TB	0.30

Notes: 1. Values represent the theoretical maximum endurance for the given transfer size and type. Actual lifetime will vary by workload. Refer to Percentage Used in the SMART/Health Information (Log Identifier 02h) to check the device life used.

2. All values provided are for reference only and are not warranted values. For warranty information, visit <https://www.micron.com/support/sales-support/returns-and-warranties/enterprise-ssd-warranty>.

3. 1TB = 1,000,000,000,000 bytes; 1GB = 1,000,000,000 bytes.

Endurance calculation assumptions for workloads noted above:

- For pure 4K, 8K, and 16K random write workloads, 100% random aligned to transfer size noted.
- For mixed 4K sequential/random write workloads:
 - Sequential and random data is not interleaved
 - LBA ranges segregated for sequential/random portions
 - Sequential data contiguously written to LBA range followed by random data for rest of LBA

Electrical Characteristics

Table 3: Power Consumption

Parameter Power State 0	U.3	E1.L	Unit
	30,720GB	30,720GB	
Active read (maximum RMS)	15	15	W
Active write (maximum RMS)	20	20	W
128K sequential read (average RMS)	15	15	W
128K sequential write (average RMS)	20	20	W
4K random read (average RMS)	14	14	W
4K random write (average RMS)	15	15	W
Idle (average RMS)	5	5	W

Notes: 1. Power limiting is configured through Set/Get Features Power Management.
2. Power consumption measurements are for reference only; actual workload power consumption will vary.

Table 4: Operating Voltage – U.3 and EDSFF

Power Rail	Electrical Parameter	Value
12V	Operating voltage	12 Vdc (±10%)
	MIN/MAX rise time	1ms/100ms
	Fall time	<5s
	MIN power-off time	50ms
	Inrush current (typical peak)	2.0A
3.3 V _{AUX}	Operating voltage	U.3: 3.3 Vdc (±15%) E1.L: 3.3 Vdc (±10%)
	MIN/MAX rise time	1ms/50ms
	MIN/MAX fall time	1ms/5s
	MAX average current	5mA

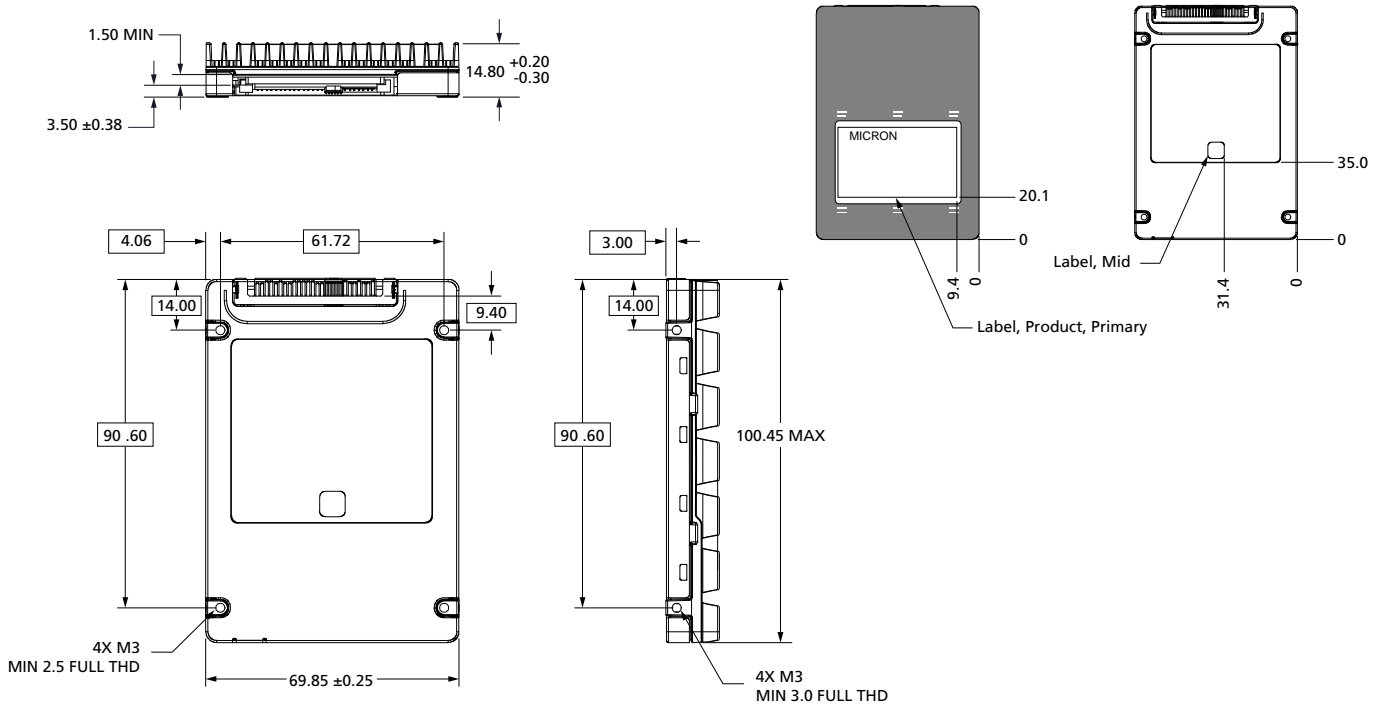
Physical Configuration

U.3 Enterprise PCIe (SFF - 8201 and SFF - 8223)

Product mass: less than 200 grams for U.3 15mm

Figure 2:

Figure 3: U.3 15mm Nominal Dimensions



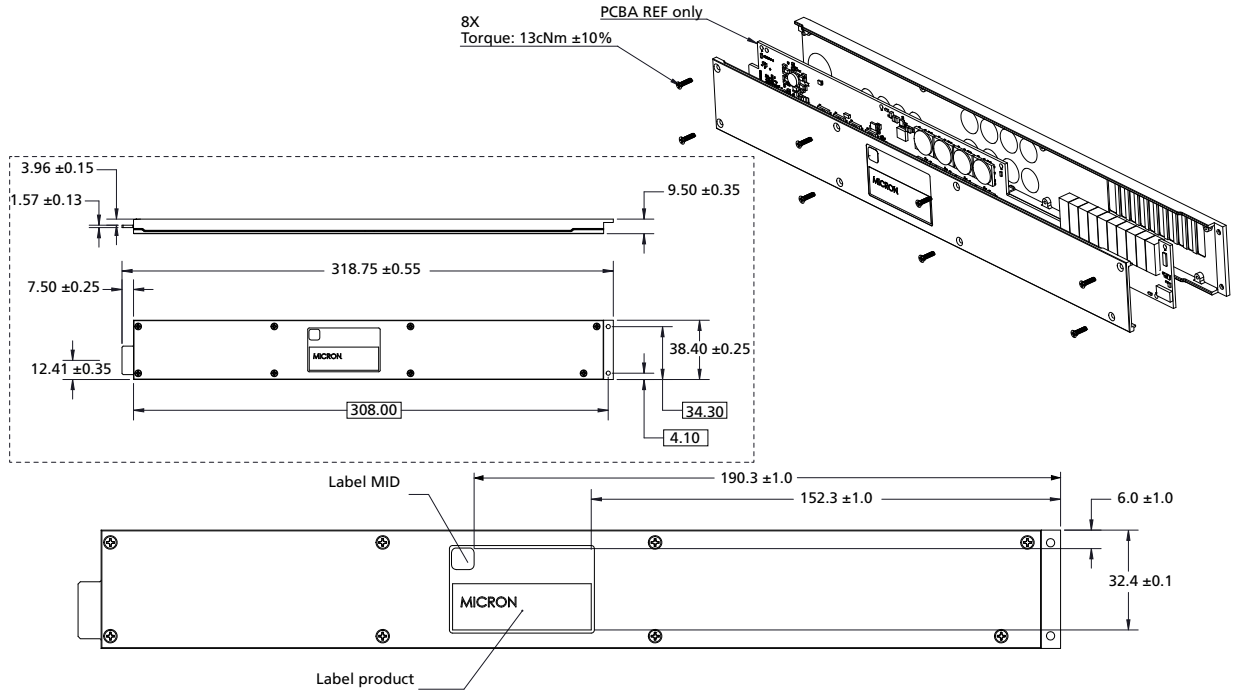
Notes: 1. All dimensions are in millimeters.

2. Dimension values per SFF - 8201, Revision 3.4 and SFF - 8223 Revision 2.7.

E1.L Enterprise PCIe x4

Product mass: less than 300 grams for E1.L.

Figure 4: E1.L 9.5mm Nominal Dimensions



- Notes: 1. All dimensions are in millimeters.
2. Dimension values per SFF-TA-1007 Revision 1.1.

Compliance

Micron SSDs comply with the following:

- Micron Green Standard
- Built with sulfur-resistant resistors
- CE (Europe): EN55032, EN55035 Class A, RoHS
- FCC: CFR Title 47, Part 15, Class A
- UL/cUL: approval to UL 62368-1
- BSMI (Taiwan): approval to CNS 13438, Class A, CNS 15663
- RCM (Australia, New Zealand): AS/NZS CISPR32 Class A
- KC RRL (Korea): approval to KS C 9832 Class A, KS C 9835 Class A
 A 급 기기 이 기기는 가정용으로 전자파적합등록을 한 기기로서 주거
 (가정용 정보통신기기) 지역에서는 물론 모든지역에서 사용할 수 있습니다.
- W.E.E.E.: Compliance with EU WEEE directive 2012/19/EC. Additional obligations may apply to customers who place these products in the markets where WEEE is enforced.
- TUV (Germany): approval to EN62368
- VCCI (Japan): CISPR 32 Class A
 この装置は、クラス A 情報技術装置です。この装置は、家庭環境で使用することを目的としていますが、この装置がラジオやテレビジョン受信機に近接して使用されると、受信障害を引き起こすことがあります。
 取扱説明書に従って正しい取り扱いをして下さい。
 VCCI—A
- IC (Canada): ICES-003 Class A
 - This Class A digital apparatus complies with Canadian ICES-003.
 - Cet appareil numérique de la classe A est conforme à la norme NMB-003 du Canada.
- Morocco: EN55032, EN55035 Class A
- UKCA (UK): SI 2016/1091 Class A and SI 2012/3032 RoHS

Revision History

Rev. A – 06/2023

- Initial release

8000 S. Federal Way, P.O. Box 6, Boise, ID 83707-0006
208-368-4000, micron.com/support
Micron and the Micron logo are trademarks of Micron Technology, Inc.
All other trademarks are the property of their respective owners.